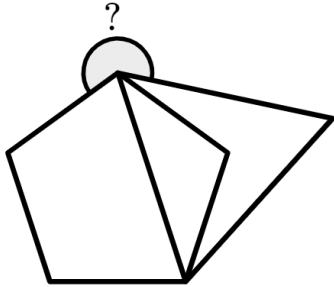
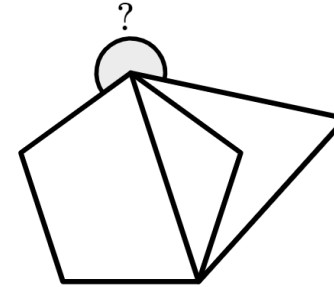


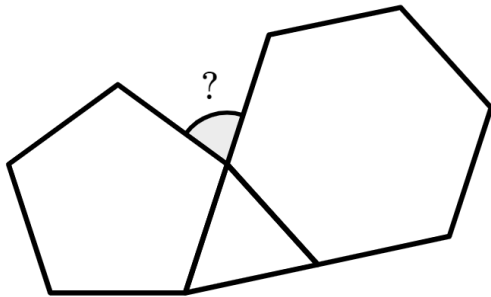
a)  
The regular polygons shown share two vertices.  
Find the size of the angle marked with a question mark.



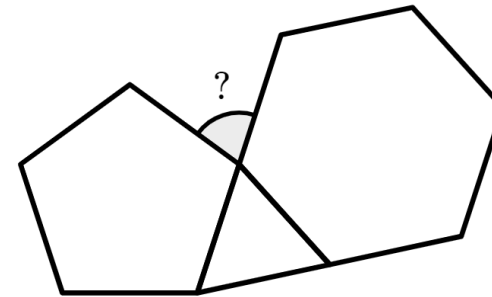
a)  
The regular polygons shown share two vertices.  
Find the size of the angle marked with a question mark.



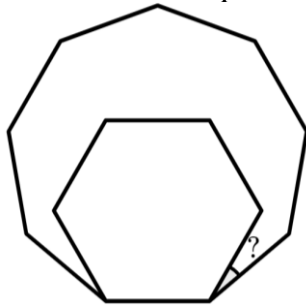
b)  
The three regular polygons shown have equal side lengths.  
Find the size of the angle marked with a question mark.



b)  
The three regular polygons shown have equal side lengths.  
Find the size of the angle marked with a question mark.



c)  
The regular polygons in the diagram share an edge and two vertices.  
Find the size of the angle marked with a question mark.



c)  
The regular polygons in the diagram share an edge and two vertices.  
Find the size of the angle marked with a question mark.

